



Electrical and Radio Frequency
compliance for Australia

UP TO **10 YEAR**
WARRANTY
Terms & Conditions apply



THE PERFECT
PERFORMANCE
PARTNER

linxautomation.com.au

- LUXURY LIVING
- SMART LIVING
- CONSCIOUS LIVING
- EFFORTLESS LIVING



WHY LINX[®] AUTOMATION

What better way to enhance your lifestyle than automate your shading environment?

Linx[®] Automation makes taking the next step in controlling your space a luxury anyone can afford.

With endless options to control your device, you set your shade system to work all day, every day, whether you're there or not.

With set and forget technology, Linx[®] Automation improves the energy efficiency of your home, saving you time and money.

Let Linx[®] Automation bring an automated dimension to your living space.



Electrical and Radio Frequency
compliance for Australia



LUXURY LIVING

Discover how Linx[®] Automation completely transforms the way you interact with your exterior blind or awning.

Enhance your lifestyle and maximise the amount of light and shade in your environment by letting Linx[®] Automation create the perfect shade solution that adjusts to time and season.



LUXURY EVERYONE CAN AFFORD



UP TO 10 YEAR REPLACEMENT WARRANTY

Industry-leading warranty for peace of mind



USB RECHARGEABLE MOTORS

Use the same charger as your smart phone



OBSTACLE DETECTION FOR SAFETY

Protect your awning from stalling in the wind, or from damaging what may lie beneath



LOW NOISE TECHNOLOGY

Reduced noise AC motors, almost silent DC motors and smooth operation across the range



INDOOR & OUTDOOR MOTORS

Great flexibility with AC and DC battery options for both indoor and outdoor products



SIMPLE PROGRAMMING & CONVENIENT CONTROL

Clear instructions and flexible app control options



CONTROL TECHNOLOGY

The Linx® Hub is the foundation of your Linx® Automation system. With both WiFi and a LAN connection, the Linx® Hub seamlessly integrates with a variety of home automation systems to unlock the luxury of smart, shade control.



LINX® HUB

- **RADIO FREQUENCY RANGE:** 80–100m line of sight
- **WIFI 2.4GHZ | POWER 5V-1A DC**
- **SIZE** – 135mm x 75mm x 40mm
- **5 YEAR REPLACEMENT WARRANTY**



LINX® HUB MINI

- **RADIO FREQUENCY RANGE:** 80–100m line of sight
- **WIFI 2.4GHZ | POWER 5V-1A DC**
- **SIZE** – 74mm x 74mm x 32mm
- **5 YEAR REPLACEMENT WARRANTY**



LINX® HUB USB

- **RADIO FREQUENCY RANGE:** 80–100m line of sight
- **WIFI 2.4GHZ | POWER 5V-1A DC**
- **SIZE** – 85mm x 30mm x 8mm
- **5 YEAR REPLACEMENT WARRANTY**



SMART LIVING

Discover how smart your shade control systems really are.

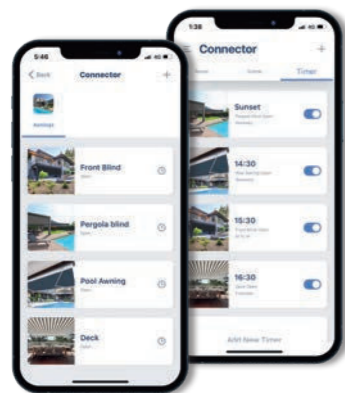
Paired with the latest technology, whether a remote control hand set, your own mobile phone or voice activation via our wireless Linx® Hub technology, it's control at your fingertips.

Let Linx® Automation put you in command of your own personal shade solution.

SMART APP

Designed to work in conjunction with the Linx® Hub, mobile phone control apps like Connector+ and IFTTT enable sophisticated shade control. Also designed to work with IOS or Android smart phones and tablets, Linx® Automation is effortless control at your fingertips.

Group your shades by room or scene, establish custom schedules and set timers for convenient and efficient shade control.



VOICE ACTIVATION

Take it to the next level and use your voice to control your living environment. Paired with the Linx® Hub, operate your shades via proprietary automation systems like Apple Siri, Google Home Assistant and Amazon Alexa.



WALL SWITCH

Slim line control with its easy wall mounting design (no wiring required) and removable battery cover is sophisticated control where you need it most.




1 CHANNEL

2-15 CHANNELS

- **CONTROL DISTANCE:** 100m outdoors / 35m indoors
- **BATTERY POWERED** – 3V
- **SIZE** – 80mm x 80mm
- **5 YEAR REPLACEMENT WARRANTY** (excl. battery)

HANDHELD REMOTE

Soft touch control pad, with or without LED display and stylish silver trim, is the modern control solution that sits in the palm of your hand.



1 CHANNEL

2-15 CHANNELS

- **CONTROL DISTANCE:** 100m outdoors / 35m indoors
- **BATTERY POWERED** – 3V
- **SIZE** – 40mm x 130mm
- **5 YEAR REPLACEMENT WARRANTY** (excl. battery)

CONSCIOUS LIVING

Discover how Linx® Automation works in sync with your lifestyle.

With sensor technology that reacts quickly to changing weather, your shade system is always ready, deploying when you need it and retracting when you don't.

Linx® Automation is responsive, immediate shade control.

SENSORS

THE SPINNER SUN/WIND SENSOR

Enhance the adaptability of your shade system with sensors that react to the elements. Solar powered with adjustable sensitivity settings for wind and sun, your shade solutions have never been easier.

- **SIZE** – 260mm x 104mm x 130mm
- **5 YEAR REPLACEMENT WARRANTY**




THE SHAKER MOTION SENSOR

Designed to measure movement in real time. Let technology help protect your investment.

- **NO WIRING REQUIRED** – mount directly to rail
- **BATTERY POWERED** – 3V
- **SIZE** – 150mm x 40mm x 25mm
- **5 YEAR REPLACEMENT WARRANTY** (excl. battery)

AVAILABLE
IN WHITE
OR BLACK



MOTORS

AC **ASTRA 6/28**

Internal roller blind motor recommended for blinds up to 6m wide and up to 3m drops with two links. This motor comes with built in WiFi enabled technology which means it does not need a Linx® Hub to operate via the Connector+ phone app.



INTERNAL BLINDS

AC **NOVA 20/15**

External blind motor suited to all side retention systems, straight drop and guided blinds up to 6m wide. With a smooth 15rpm speed and 20 Nm of torque, it's designed to deliver the strength needed, while being able to stop on stoppers, or to tension an awning when required. Unlike others, the Nova does not pull excessively when this feature is being used, thus avoiding undue stress on the product. With simple programming and electronic limits, it doesn't get any easier.

FOR ADDED PROTECTION, COMPATIBLE WITH:

The Spinner Sun/Wind Sensor



EXTERNAL BLINDS

AC **LUNAR 20/26**

External blind motor suited to all side retention systems, straight drop and guided blinds up to 6m wide. With downward obstacle detection technology, this motor differentiates between wind and objects to react accordingly. It also runs at a fast 26rpm while compensating for any bottom rail stalling. With upwards torque sensing capability, it stops on stoppers, or tensions the awning where needed, without applying excessive force. Simple programming and electronic limits, makes Lunar the ideal solution for side retention systems.

FOR ADDED PROTECTION, COMPATIBLE WITH:

The Spinner Sun/Wind Sensor



EXTERNAL BLINDS



EFFORTLESS LIVING

Discover how Linx® Automation makes life easy.

With state of the art sensor technology designed to protect your external blind or awning, it's that extra level of protection, for peace of mind performance.

Linx® Automation is technology that works for you.

AC **ARGO 40/15**

Designed for Folding Arm awnings with two arms. This motor has electronic limits that allow the inner limit to be set manually or automatically for cassette and/or open awnings. With options to increase fabric tension when the awning is extended, and reduce tension when retracted, the Argo is a smooth running motor that stands the test of time.

FOR ADDED PROTECTION, COMPATIBLE WITH:
The Spinner Sun/Wind Sensor and The Shaker Motion Sensor



FOLDING ARM
AWNINGS (2 ARMS)

AC **DELTA 80/15**

The heavy-duty solution for folding arm awnings with three or more arms. This motor has electronic limits that allow the inner limit to be set manually or automatically for cassette and/or open awnings. With optional rollback functions on both inner and outer limit for perfect fabric tension, the Delta is the high capacity motor solution that won't let you down.

FOR ADDED PROTECTION, COMPATIBLE WITH:
The Spinner Sun/Wind Sensor and The Shaker Motion Sensor



FOLDING ARM
AWNINGS (3+ ARMS)

DC **VOLT MICRO 2/28**

Internal roller blind motor with world leading rechargeable battery technology, that should deliver 9–12 months average use on a single charge. Almost silent acoustic properties with adjustable speed settings. Charge with your USB phone charger, this motor has built in alerts for low charge status or can also be monitored via the Connector+ phone app. With simple to set programming with electronic limits, the Volt Micro is the ideal solution that works.



INTERNAL BLINDS

DC **VOLT TORQUE 10/9**

Unique, industry-leading external motor technology. With a rechargeable, inbuilt lithium-ion battery the Volt Torque is the reliable, almost silent solution for side retention systems, external straight drops, or guided blinds. Designed to realistically hold enough charge to last a year, it does away with hard wire electrical installations. It comes with electronic limit settings and charging options via a convenient waterproof charging port, or a sleek Linx® solar panel. The Volt Torque is the next generation in smart and efficient technology and is the future of external motorisation.

FOR ADDED PROTECTION, COMPATIBLE WITH:
The Spinner Sun/Wind Sensor



DC motors may not be suitable for all applications. Please check with your Linx® specialist.

EXTERNAL BLINDS

MOTORS SUMMARY

AC ASTRA, NOVA, LUNAR, ARGO & DELTA

Double helical, smooth gear motion technology with heavy-duty steel casing and thermal overload protection, built for consistent performance for internal and external applications.

- Remote control tubular motors
- Electronic limits for accuracy and simple programming
- Obstacle detection for peace of mind performance (Lunar only)
- 10 YEAR REPLACEMENT WARRANTY**



DC VOLT MICRO & VOLT TORQUE

Double helical, whisper quiet gear technology with rechargeable internal battery inside a heavy-duty steel casing, built for consistent performance for internal and external applications.

- Lithium-ion battery
- Electronic limits for accuracy and simple programming
- Easy charge options via hood mounted charge socket or convenient solar panel options (Torque only)
- 5 YEAR REPLACEMENT WARRANTY**



		RATED TORQUE (nM)	SPEED (RPM)	VOLTAGE (V/Hz)	CHARGING VOLTAGE	CHARGING SOCKET	WATTAGE (W)	AMPERAGE (A)	RUN TIME (MINUTES)	IP RATING	FREQUENCY (MHZ)	WIFI	BATTERY TYPE	LENGTH (mm)	WEIGHT (kg)	TUBE DIAMETER (mm)
AC MOTORS	ASTRA 6/28	6 Nm	28 RPM	230V/50Hz	-	-	144W	0.63A	4 min	IP44	433.92 MHZ	2.4GHz 802.1 b/g/n	-	580mm	1.7 Kg	35mm
	NOVA 20/15	20 Nm	15 RPM	230V/50Hz	-	-	205W	0.9A	4 min	IP44	433.92 MHZ	-	-	630mm	2.2 Kg	45mm
	LUNAR 20/26	20 Nm	26 RPM	230V/50Hz	-	-	205W	0.9A	4 min	IP44	433.92 MHZ	-	-	670mm	2.95 Kg	45mm
	ARGO 40/15	40 Nm	15 RPM	230V/50Hz	-	-	228W	0.99A	4 min	IP44	433.92 MHZ	-	-	680mm	3.25 Kg	45mm
	DELTA 80/15	80 Nm	15 RPM	230V/50Hz	-	-	330W	1.43A	4 min	IP44	433.92 MHZ	-	-	750mm	5.7 Kg	59mm
DC MOTORS	VOLT MICRO 2/28	2 Nm	28 RPM	-	DC 5V 2A	USB TYPE-C	22W	1.6A	No Limit	IP20	433.92 MHZ	-	Li-ion	660mm	1.05 Kg	28mm
	VOLT TORQUE 10/9	10 Nm	9 RPM	-	DC 5V 2A	USB TYPE-C	26W	2.2A	No Limit	IP44	433.92 MHZ	-	Li-ion	840mm	2.95 Kg	45mm

linxautomation.com.au

YOUR LINX® AUTOMATION SPECIALIST:

22 Concord Crescent
Carrum Downs
VIC Australia 3201
1300 791 010
australianawning.group

